





NAME:

TASK	TASK DESCRIPTION	COMMENTS	TIME SPENT
1. <div style="border: 1px solid black; padding: 2px; width: 30px; margin: 5px auto;">✓/X</div>	 PRACTICE QUESTIONS ➤ Complete the IntegralMaths resolving forces worksheet. ➤ Check and correct your work using the answers provided. ➤ Use subject support for any questions you couldn't do.		
2. <div style="border: 1px solid black; padding: 2px; width: 30px; margin: 5px auto;">✓/X</div>	 EXAM QUESTIONS ➤ Complete all questions from the question paper ' OCR AS Maths Set 1 Paper 2 '. ➤ Use the solutions to mark and correct your answers. ➤ Record your score and 'target' topic on this front sheet.	Score: Target topic:	
3. <div style="border: 1px solid black; padding: 2px; width: 30px; margin: 5px auto;">✓/X</div>	 REVISION ➤ Using any remaining time to revise a specific topic you struggled with from the mock. ➤ Some of this time might be spent on the paper in task 4. ➤ You should include this work when you submit your homework.	Topic revised:	
4. <div style="border: 1px solid black; padding: 2px; width: 30px; margin: 5px auto;">✓/X</div>	 FURTHER PRACTICE QUESTIONS ➤ Complete all questions from MP1 IYGB paper K . ➤ Use the solutions to mark and correct your answers.		
		TOTAL TIME SPENT:	